


Thompson Retractor


S-Lock® Handles and Blades

Upgrade to Uncompromised Exposure with S-Lock® Technology

S-Lock® retractor handles and blades allow for precise retractor positioning without unwanted movement or rotation to ensure stable retraction in any plane. The swivel locking feature is simple and easy to use with reduced time spent repositioning blades.



Easily switch between 'Swivel' and 'Locked' positions with the push of a button, with no loss of retraction.



S-Lock® Blade Attachment

Attach blade to handle by pushing gold plunger (A) and inserting blade nipple (B).



Swivel Position

Release button with handle on the 'swivel' groove nipple setting and swivel to desired position.



Locked Position

Lock S-Lock blade in position on the 'locked' groove nipple setting by pushing the button again and pressing straight down over the handle to engage the serrations.



NOTE:

T-Handle may be used to angle the blade in or out.



NOTE:

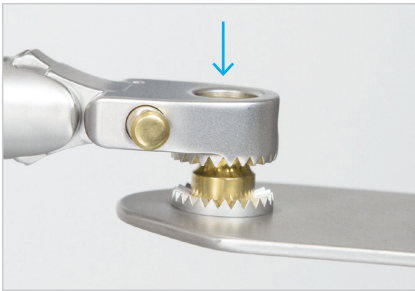
Blades may be attached to retractor handles before or after attaching retractor handles to the frame.

S-Lock® Blades: Distinguishing between 'SL' and 'SO'


What is the difference between 'SL' and 'SO' blades?

Thompson 'SO' blades (or 'Swivel Only') were designed to work with the Thompson S-Lock Handles in an effort to standardize our trays so that all blades are compatible with all handles. An 'SL' or 'SO' blade requires the use of an S-Lock handle. While the 'SO' blades will not lock in position like our 'SL' blades, they are still used with S-Lock handles to work in the same manner as our interchangeable blades.


The images below illustrate how S-Lock blades sit in in their respective positions on Quick Angle S-Lock Handles.



'SL' blade in the 'SWIVEL' position
Nipple sits well below the handle



'SL' blade in the 'LOCKED' position
Nipple sits well above the handle



'SO' (swivel only) blade
Nipple sits above the handle



NOTE:

Unlike 'SL' blades, 'SO' blades do not contain serrations.

Thompson
SURGICAL INSTRUMENTS
10341 East Cherry Bend Road
Traverse City, Michigan 49684
phone: 231.922.0177
fax: 231.922.0174
thompsonretractor.com

EC REP **Emergo Europe**
Westervoortsedijk 60
6827 AT Arnhem
THE NETHERLANDS