





PectusAssist™



PECTUSASSIST™ #82052

REF	IMAGE	PART #	ITEM DESCRIPTION	QTY	APPLICATION
Tray 1					
A		43902ACL	Elite III Rail Clamp with 1 Joint 16"	2	Attaches to the rail of the OR table and holds the crossbar in position.
B		41900PH	Bilateral Crossbar Hinged 34" (11 1/2" x 8 1/2" x 11 1/2")	1	Attaches to the rail clamps to provide bilateral stability, and holds the PectusAssist attachment in place.
		41900PHL	Bilateral Crossbar Hinged 41 1/2" (14 1/2" x 10" x 14 1/2")	1	
C		47501	PectusAssist™	1	Micro-adjustable component which provides both elevation and compression to the chest wall with controlled precision.