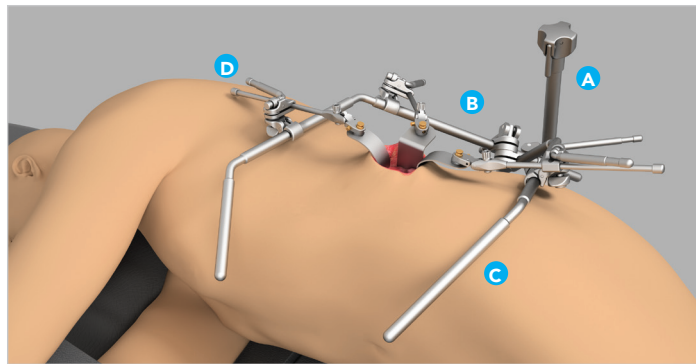
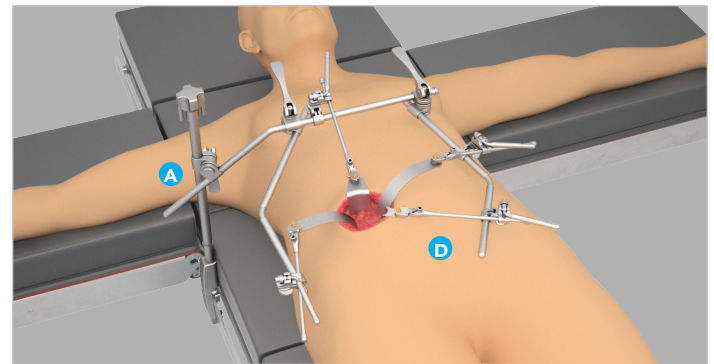


Nephrectomy











Kidney Transplant













*Additional parts may be required

KIDNEY SYSTEM #SL82005

Non S-Lock system also available, may require a longer lead time.

REF	IMAGE	PART #	ITEM DESCRIPTION	QTY	APPLICATION
Tray 1					
A		43902AC	Elite III Rail Clamp with 1 Cam Joint 18"	1	Attaches to the rail of the OR table and holds the crossbar in position.
B		43800	Crossbar with 1 Cam Joint Mini-Incision	1	Attaches to the rail clamp, holds the extension arm in place around the incision, and supports retractor handles.
C		44200	Extension Arm 7 1/2" x 8 1/2" x 7 1/2"	1	Attaches to the crossbar and holds the retractor handles in place around the incision.
D		SL42126WGP	Cam II Clip-on Quick Angle 8"	4	Attaches retractor blades to frame and angles retractor blades as needed, 45° up or down.
		SL45006CGP	Micro-Adjustable II Clip-on Quick Angle 10"	1	Attaches blades to frame and angles blades as needed, 45° up or down. Provides precise micro-adjustments.
		60020	T-Handle	2	May be used on Quick Angle Handle to angle blade 45° up or down.
		SL46119B	Concave Round Neck Renal 25mm x 140mm (1" x 5 1/2")	1	Renal vein or vessel retraction.
		SL46119C	Concave Round Neck Renal 25mm x 190mm (1" x 7 1/2")	1	
		SL46118	Malleable 25mm x 203mm (1" x 8")	2	Soft tissue retraction.
		SL46118A	Malleable 25mm x 254mm (1" x 10")	1	
		SL46118B	Malleable 38mm x 254mm (1 1/2" x 10")	1	
		SL46122	Malleable 51mm x 203mm (2" x 8")	2	
		SL46123	Malleable 38mm x 203mm (1 1/2" x 8")	1	
		SL46124	Malleable 64mm x 254mm (2 1/2" x 10")	2	
		SO46124A	Malleable 76mm x 254mm (3" x 10")	2	

KIDNEY SYSTEM #SL82005 (Continued)

REF	IMAGE	PART #	ITEM DESCRIPTION	QTY	APPLICATION
		SL46127	Kelly 38mm x 51mm (1 1/2" x 2")	1	Abdominal or incisional wall retraction.
		SL46128	Kelly 51mm x 64mm (1 1/2" x 2 1/2")	1	
		SO46129	Kelly 64mm x 76mm (2 1/2" x 3")	1	
		SL46140P	Balfour 76mm x 51mm (3" x 2")	2	Costal margin or abdominal wall retraction.
		SL46142P	Balfour 51mm x 54mm (2" x 2")	2	
		SL46125	Richardson 19mm x 25mm (3/4" x 1")	1	Muscle retraction for exposure with small or mini-incision.
		SL46125A	Richardson 19mm x 51mm (3/4" x 2")	1	
		SL46126	Richardson 25mm x 32mm (1" x 1 1/4")	1	
		SL46150	Richardson 51mm x 102mm (2" x 4")	1	Abdominal wall retraction.
		SO46151	Richardson 51mm x 127mm (2" x 5")	1	
		SL46154	Richardson 51mm x 76mm (2" x 3")	1	
		SL46155	Mini Open Richardson 51mm x 76mm (2" x 3")	1	Muscle retraction for exposures with small or mini-incision.
		SL46156	Mini Open Richardson 51mm x 102mm (2" x 4")	1	
		SL46157	Mini Open Richardson 51mm x 127mm (2" x 5")	1	
		SL46158	Mini Open Richardson 51mm x 152mm (2" x 6")	1	
		SL46160	Harrington 64mm x 152mm (2 1/2" x 6")	1	Organ or soft tissue retraction.
		SL46162P	Harrington 38mm x 127mm (1 1/2" x 5")	1	
		SL46163	Harrington 64mm x 203mm (2 1/2" x 8")	1	
		SL46165	Harrington 64mm x 102mm (2 1/2" x 4")	1	
		SL46220	Mini-Open Malleable 25mm x 75mm (1" x 3")	1	Soft tissue retraction for exposures with small or mini-incision.
		SL46221	Mini-Open Malleable 25mm x 100mm (1" x 4")	1	
		SL46222	Mini-Open Malleable 25mm x 125mm (1" x 5")	1	
		SL46224	Mini-Open Double Angled 51mm x 127mm (2" x 5")	1	Muscle retraction for exposures with small or mini-incision.
		SL46225	Mini-Open Double Angled 51mm x 152mm (2" x 6")	1	
		SL46226	Mini-Open Double Angled 51mm x 165mm (2" x 6 1/2")	1	
		SL46227	Mini Open Deep Double Angled 51mm x 127mm (2" x 5")	1	Muscle retraction for exposures with small or mini-incision.
		SL46660	Double Angled 25mm x 76mm (1" x 3")	1	Soft tissue retraction.
		50000BL	Instrument Case (26" x 10" x 5")	1	Holds instruments.