






Femur Elevator



FEMUR ELEVATOR #90025

NOTE: May be used alone or with Total Joint Frame.

REF	IMAGE	PART #	ITEM DESCRIPTION	QTY	APPLICATION
Tray 1					
A		43902AC	Elite III Rail Clamp with 1 Joint 18"	1	Attaches to the rail of the OR table and holds the elevator handle in position.
B		44330	20" Straight Arm with Elevator Handle	1	Attaches to the rail clamp and holds the femur hook in place.
C		44309	Femur Hook 9"	1	Femur elevation.
		44312	Femur Hook 12"	1	
		50000G	Instrument Case (23" x 11" x 3 1/2")	1	Holds instruments for sterilization, storage, and transportation.