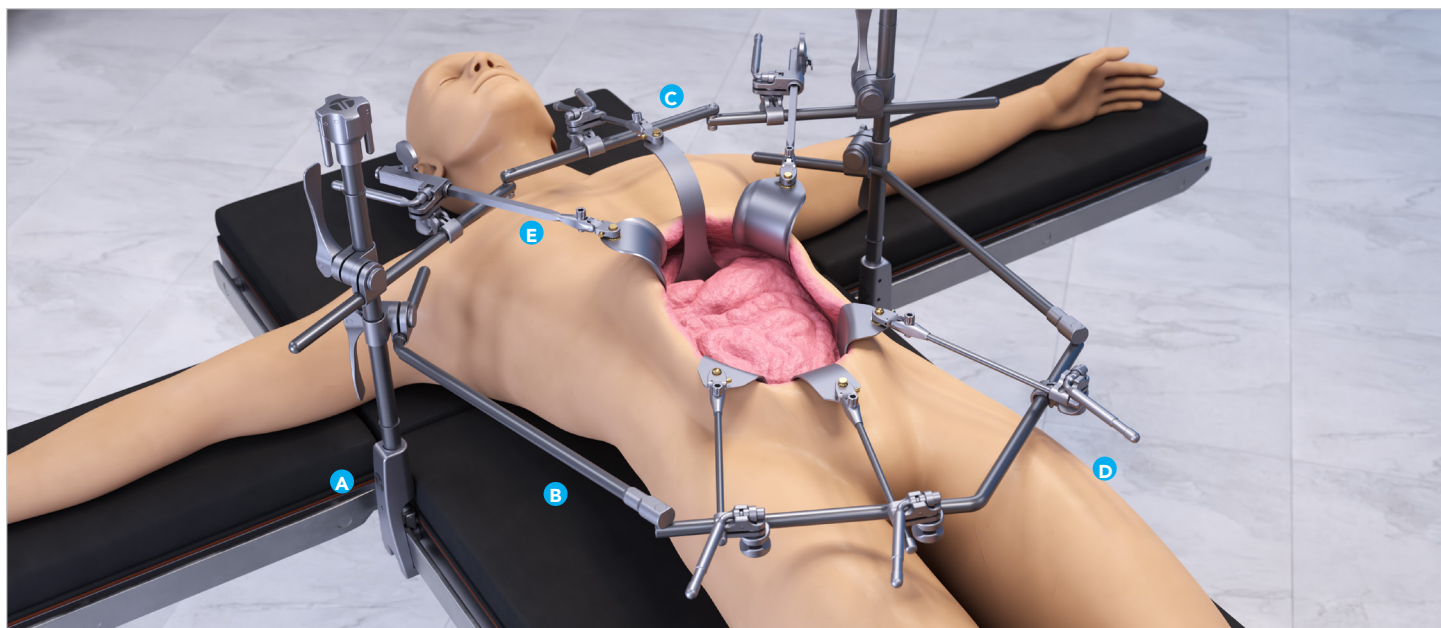



















Bilateral Urologic Oncology



UROLOGIC ONCOLOGY SYSTEM #SL82013

REF	IMAGE	PART #	ITEM DESCRIPTION	QTY	APPLICATION
Tray 1					
A		43903AC	Elite III Rail Clamp w/2 Cam Joints 18"	2	Attaches to OR table, holds crossbar, arms, bar.
		43900BC	24" Crossbar with 2 Cam Joints	1	Attaches to the rail clamp and holds the angled arms or lower abdominal bar in place around the incision. May also support retractor handles.
B		44112SP	20" Lower Abdominal Bar (14" x 6")	1	Attaches to the rail clamps or crossbar and holds the retractor handles in place around the incision.
		50000BL	Instrument Case (26" x 10" x 5")	1	Holds instruments.
Tray 2					
C		41900PH	34" Bilateral Crossbar Hinged (11 1/2" x 8 1/2" x 11 1/2")	1	Attaches to the rail clamps to provide bilateral stability, and holds the retractor handles in place around the incision.
		43112C	Cam III Joint Serrated 1/2" x 1/2"	2	Connects angled arms together to allow for expansion of frame.
		44118N	18" Angled Arm (8" x 10") @ 45°	2	Attaches to the crossbar and holds the retractor handles in place around the incision.
		44124N	24" Angled Arm (8" x 16") @ 45°	2	
D		SL42126WGP	Cam II Clip-on Quick Angle 8"	6	Attaches retractor blades to frame and angles retractor blades as needed, 45° up or down.
E		SL45006CGP	Micro-Adjustable II Clip-on Quick Angle 10"	2	Attaches blades to frame and angles blades as needed, 45° up or down. Provides precise micro-adjustments.
		60020	T-Handle	2	Use on QA Handle to angle blade 45° up/down.
		50000G	Instrument Case (23" x 11" x 3 1/2")	1	Holds instruments.

UROLOGIC ONCOLOGY SYSTEM #SL82013 (Continued)

REF	IMAGE	PART #	ITEM DESCRIPTION	QTY	APPLICATION
Tray 3					
		SL45753AM	Harris Prostate Retractor 8mm (3/8")	1	Prostate retraction.
		SL46116	Malleable 13mm x 152mm (1/2" x 6")	2	Soft tissue retraction.
		SL46117	Malleable 13mm x 203mm (1/2" x 8")	2	
		SL46118	Malleable 25mm x 203mm (1" x 8")	2	
		SL46122	Malleable 51mm x 203mm (2" x 8")	1	
		SL46123	Malleable 38mm x 203mm (1 1/2" x 8")	1	
		SL46124	Malleable 64mm x 254mm (2 1/2" x 10")	2	
		SO46124B	Malleable 102mm x 254mm (4" x 10")	2	
		SL46122V	Malleable Slotted 51mm x 203mm (2" x 8")	2	Soft tissue retraction.
		SL46119C	Concave Round Neck Renal 25mm x 190mm (1" x 7 1/2")	2	Renal vein or vessel retraction.
		SO46130	Kelly 76mm x 89mm (3" x 3 1/2")	2	Abdominal or incisional wall retraction.
		SO46136	Fence 102mm x 152mm (4" x 6")	1	Lateral retraction of abdominal wall on large procedures.
		SL46139	"Y" Bladder 81mm x 216mm (3 1/8" x 8 1/2")	1	Bladder retraction.
		SO46140C	Balfour [sm lips] 66mm x 73mm (2 1/2" x 3")	2	Costal margin or abdominal wall retraction.
		SO46141C	Balfour [sm lips] 78mm x 73mm (3" x 3")	2	
		SO46141	Balfour [with lips] 83mm x 73mm (3 1/4" x 3")	2	
		SL46142P	Balfour [with lips] 51mm x 54mm (2" x 2")	2	
		SO46153	Richardson 51mm x 178mm (2" x 7")	2	Abdominal wall retraction.
		SL46160	Harrington 64mm x 152mm (2 1/2" x 6")	1	Organ or soft tissue retraction.
		SL46174	Deaver 51mm x 127mm (2" x 5")	2	Soft tissue retraction.
		SO46188	St. Marks [with lip] 64mm x 178mm (2 1/2" x 7")	1	Soft tissue retraction.
		SL46191	Malleable Finger 152mm (6")	2	Gentle organ retraction.
		SL46215	Murphy Blunt 25mm x 13mm (1" x 1/2")	1	Skin and shallow muscle retraction.
		SO46241B	Wide Balfour 100mm x 61mm (4" x 2 3/8")	1	Costal margin or abdominal wall retraction.
		SL46660	Double Angled 25mm x 76mm (1" x 3")	2	Soft tissue retraction.
		SL46662	Double Angled 13mm x 76mm (1/2" x 3")	2	
		SL46664	Double Angled Bulb 25mm x 64mm (1" x 2 1/2")	1	Bladder retraction.
		50000G	Instrument Case (23" x 11" x 3 1/2")	1	Holds instruments.