








Central Cervical Access ( CCA )



CCA SYSTEM #SL82018

REF	IMAGE	PART #	ITEM DESCRIPTION	QTY	APPLICATION
Tray 1					
A		43902S	Elite III Rail Clamp with 1 3/8" Cam Joint 10"	2	Attaches to the rail of the OR table and holds the angled arm in position.
B		44117	Angled Arm 17" (7" x 10") 3/8"	2	Attaches to the rail clamp and holds the retractor handles in place around the incision.
C		42123	Clip-Clip Joint 3/8" x 1/4"	6	Attaches to the angled arms and holds the hinged retractor handles.

## CCA SYSTEM #SL82018 (Continued)

REF	IMAGE	PART #	ITEM DESCRIPTION	QTY	APPLICATION
D		SL45003LH	S-Lock Hinged Handle 8"	4	Clips in to the Clip-Clip joints and holds the Bone Levers in position. Hinge mechanism allows the blades to "float" while remaining engaged with bone.
		42128AC	Manipulator Handle	2	Attaches to the proximal end of the CCA Bone Levers and assists with positioning before the CCA Bone Levers are attached to the hinged retractor handles.
		46521	CCA Depth Gauge	1	Measures depth of incision for blade selection.
E		64049	Silicone Sleeve - Large	2	Surrounds the CCA Bone Levers and helps retract soft tissue. (Optional.)
		51000CCAF	Instrument Tray - CCA Frame	1	Organizes and holds instruments, drops into base.
		50000U1	Instrument Tray - Base	1	Tray Base
		50000L	Instrument Tray - Lid	1	Lid
<b>Tray 2</b>					
		SL46982AC	Bone Lever 14mm x 40mm (1/2" x 1 1/2")	4	Lateral/medial retraction in four corners of exposure. Engages the anterior surface of the cervical spine and retracts surrounding tissues by levering. Attaches to the hinged retractor handles.
		SL46983AC	Bone Lever 14mm x 50mm (1/2" x 2")	4	
		SL46985AC	Bone Lever 14mm x 70mm (1/2" x 2 3/4")	4	
		SL46986AC	Bone Lever 14mm x 80mm (1/2" x 3 1/8")	4	
		51000CCAB	Instrument Tray - CCA Blades	1	Organizes and holds instruments, drops into base.
		50000U1	Instrument Tray - Base	1	Tray Base
		50000L	Instrument Tray - Lid	1	Lid