

Panniculectomy



Tummy Tuck




BODY CONTOURING SYSTEM #SL82016

REF	IMAGE	PART #	ITEM DESCRIPTION	QTY	APPLICATION
Tray 1					
A		43904AC	Elite III Rail Clamp with 1 Joint 22"	1	Attaches to the rail of the OR table and holds the 90° collapsible rod in position.
B		44734	90° Collapsible Rod with Grooves	1	Attaches to the rail clamp and holds the retractor handles in place around the incision.
C		35028	Towel Clip Micro-Adjustable	2	Attaches towel clips to the frame and provides precise micro adjustments.
D		SL45007PGP	Micro-Adjustable II Clip-On Quick Angle 20"	1	Attaches blades to frame and angles blades as needed, 45° up or down. Provides precise micro-adjustments.

BODY CONTOURING SYSTEM #SL82016 (Continued)






REF	IMAGE	PART #	ITEM DESCRIPTION	QTY	APPLICATION
		60020	T-Handle	2	May be used on Quick Angle Handle to angle blade 45° up or down.
		SO46134	Fence 102mm x 102mm (4" x 4")	1	Abdominal or incisional wall retraction.
		SO46400	Tummy Tuck 76mm x 140mm (3" x 5 1/2")	1	Abdominal muscle exposure for plication.
		SO48001	Towel Clip Hook 45mm x 64mm (1 3/4" x 2 1/2")	1	Attaches to the Micro-Adjustable Handle to hold towel clips as needed.
		50000BL	Instrument Case (26" x 10" x 5")	1	Holds instruments for sterilization, storage, and transportation.

BILATERAL EXPANSION KIT * #SL82022

REF	IMAGE	PART #	ITEM DESCRIPTION	QTY	APPLICATION
E		43904AC	Elite III Rail Clamp with 1 Joint 22"	1	Attaches to OR table, holds straight arm.
F		44120C	Straight Arm with 1 Cam Joint 20"	1	Attaches to rail clamp and 90° rod for bilateral set ups.
		50000BL	Instrument Case (26" x 10" x 5")	1	Holds instruments.

* The Bilateral Expansion Kit is recommended for pannus weighing over 25 lbs. and offers greater stability. Accessory Blade Kit (# SL80043A) also available.

ACCESSORY BLADE KIT * #SL80043A

REF	IMAGE	PART #	ITEM DESCRIPTION	QTY	APPLICATION
		SO46103	Saldanha Arched 76mm x 140mm (4" x 5 1/2")	1	Abdominal muscle exposure for plication.
		SL46124	Malleable 64mm x 254mm (2 1/2" x 10")	1	Soft tissue retraction.
		SO46124A	Malleable 76mm x 254mm (3" x 10")	1	
		SO46124B	Malleable 102mm x 254mm (4" x 10")	1	
		SO46136	Fence 102mm x 152mm (4" x 6")	1	Abdominal or incisional wall retraction.
		SO46401	Tummy Tuck 102mm x 140mm (4" x 5 1/2")	1	Abdominal muscle exposure for plication.
		SO46402	Cat's Paw 6mm x 64mm (1/4" x 1 1/4")	1	Skin retraction.