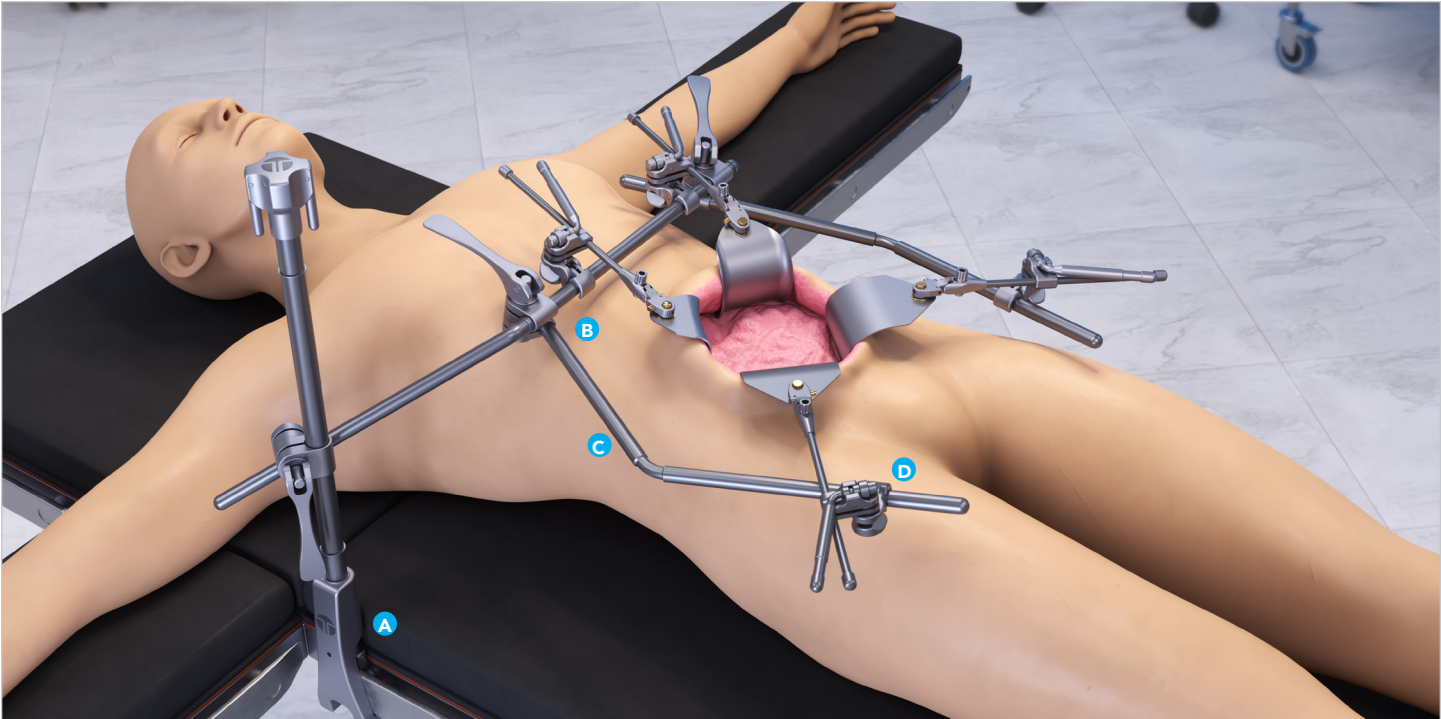







Abdominal Trauma



TRAUMA SYSTEM #SL82036

REF	IMAGE	PART #	ITEM DESCRIPTION	QTY	APPLICATION
Tray 1					
A		43902AC	Elite III Rail Clamp with 1 Cam Joint 18"	1	Attaches to the rail of the OR table and holds the crossbar in position.
B		43900BC	24" Crossbar with 2 Cam III Joints (11" x 13")	1	Attaches to the rail clamp and holds the angled arms in place around the incision. May also support retractor handles.
C		44120	20" Angled Arm (10" x 10") @ 45°	2	Attaches to the crossbar and holds the retractor handles in place around the incision.
		44124N	24" Angled Arm (8" x 16") @ 45°	2	
D		SL42126WGP	Cam II Clip-On Quick Angle 8"	6	Attaches retractor blades to frame and angles retractor blades as needed, 45° up or down.

TRAUMA SYSTEM #SL82036 (Continued)

REF	IMAGE	PART #	ITEM DESCRIPTION	QTY	APPLICATION
		60020	T-Handle	2	May be used on Quick Angle Handle to angle blade 45° up or down.
		50000G	Instrument Case (23" x 11" x 3 1/2")	1	Holds instruments.
Tray 2					
		SL46112	Malleable 51mm x 165mm (2" x 6 1/2")	2	Soft tissue retraction.
		SL46120B	Malleable 38mm x 152mm (1 1/2" x 6")	1	
		SO46124A	Malleable 76mm x 254mm (3" x 10")	1	
		SO46129	Kelly 64mm x 76mm (2 1/2" x 3")	2	Abdominal or incisional wall retraction.
		SO46140C	Balfour [sm lips] 66mm x 73mm (2 1/2" x 3")	2	Costal margin or abdominal wall retraction.
		SL46143	Fenestrated 44mm x 89mm (1 3/4" x 3 1/2")	2	Abdominal or incisional wall retraction.
		SL46150	Richardson 51mm x 102mm (2" x 4")	1	Abdominal wall retraction.
		SL46151	Richardson 51mm x 127mm (2" x 5")	1	
		SL46152	Richardson 51mm x 152mm (2" x 6")	1	
		SL46160	Harrington 64mm x 152mm (2 1/2" x 6")	1	Organ or soft tissue retraction.
		SO46188	St. Marks [lip] 64mm x 178mm (2 1/2" x 7")	1	Soft tissue retraction.
		50000G	Instrument Case (23" x 11" x 3 1/2")	1	Holds instruments.