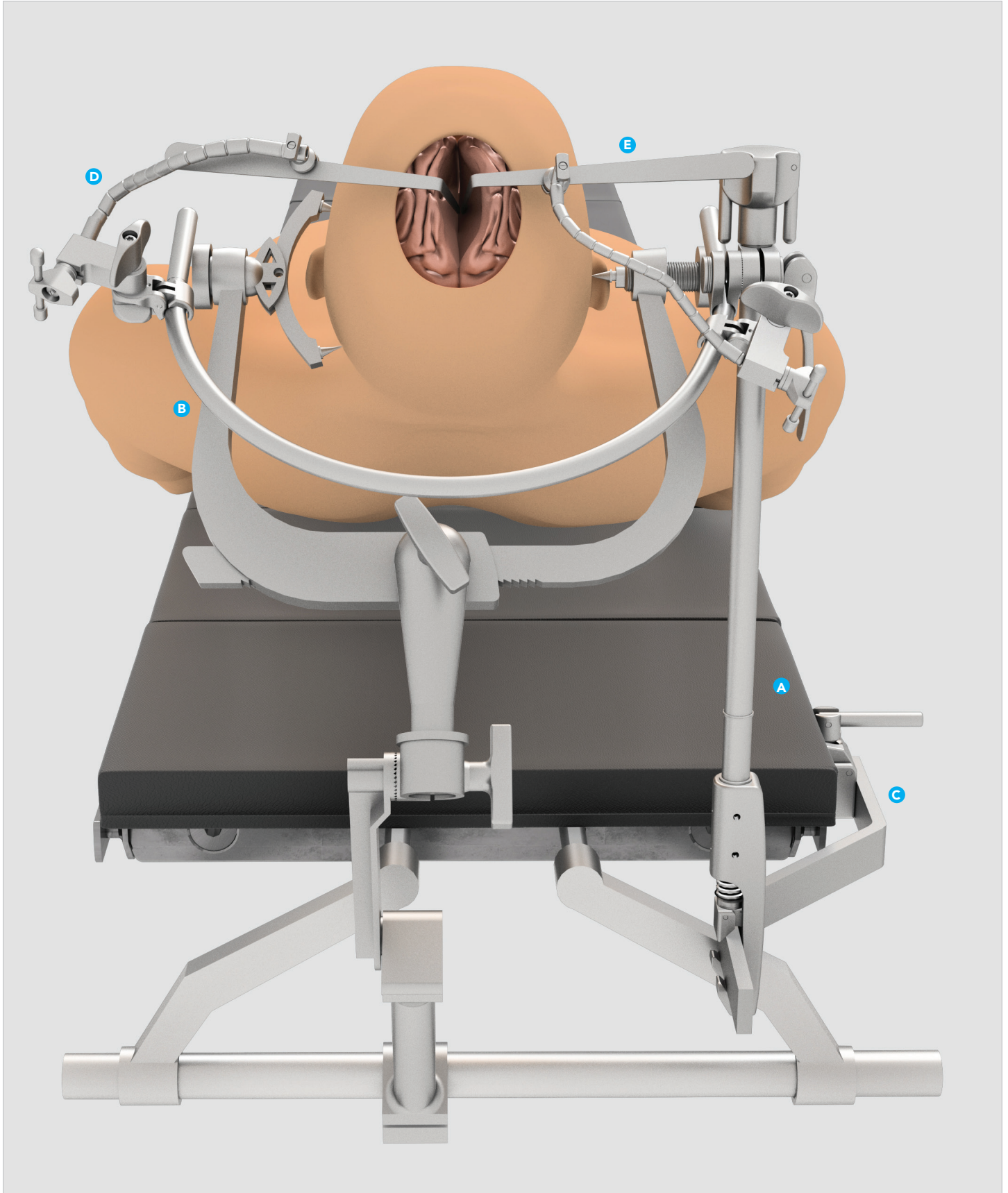











## Brain System – Table Mounted

\* Only sold within the U.S.



**BRAIN SYSTEM – TABLE MOUNTED™**

**#82043 (Continued)**

REF	IMAGE	PART #	ITEM DESCRIPTION	QTY	APPLICATION
<b>Tray 1</b>					
A		43902AC	Elite III Rail Clamp with 1 Cam Joint 18"	1	Attaches to the Rail Extender or onto the OR Bed Rail
B		44225	C Frame 13 1/2"	1	Inserts into Elite aRail Clamp's Joint and allows for attachment of Fix Holders and Blades
		44230	U Frame 10" x 15 1/2"	1	Inserts into Elite Rail Clamp's Joint and allows for attachment of Fix Holders and Blades
C		44231	Rail Extender 15" with Jog	1	Attaches to the OR Bed Rail for extra reach
D		42140SP	Flx Holder Clip-On Screwdown	4	Holds Blades for retraction
		47110	Brain Retractor 6mmx102mm	1	Brain tissue retraction
		47111	Brain Retractor 9mmx102mm	1	
		47112	Brain Retractor 16mmx102mm	1	
		47113	Brain Retractor 19mmx102mm	1	
		47114	Brain Retractor 25mmx102mm	1	
E		47116	Malleable Tapered Blade 1/4" x 3/4"	1	Brain tissue retraction
		47117	Malleable Tapered Blade 5/32" x 5/8"	1	
		47118	Malleable Tapered Blade 1/8" x 1/2"	1	
		47119	Malleable Tapered Blade 3/32" x 3/8"	1	
		47120	Malleable Tapered Blade 1/16" x 1/4"	1	
		50000G	Instrument Case (23" x 11" x 3 1/2")	1	Holds instruments for sterilization, storage, and transportation.
		44223	Pattie Tray 4 x 6	1	Holds Instruments